

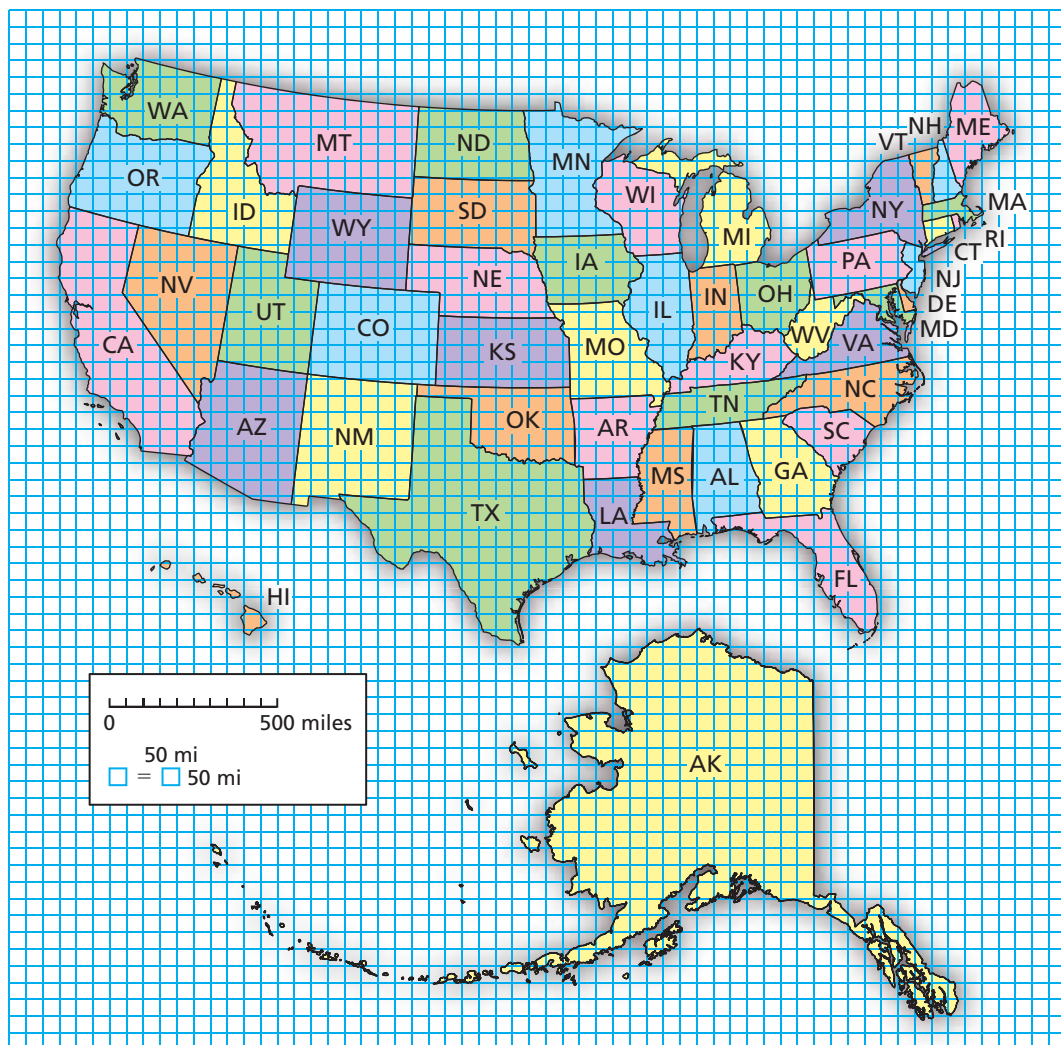
6.4 Areas of Composite Figures

Essential Question How can you find the area of a composite figure?


1 ACTIVITY: Estimating Area

Work with a partner.

- Choose a state. On grid paper, draw a larger outline of the state.
- Use your drawing to estimate the area (in square miles) of the state.
- Which state areas are easy to find? Which are difficult? Why?



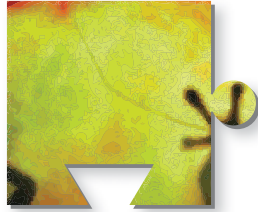



2 ACTIVITY: Estimating Areas



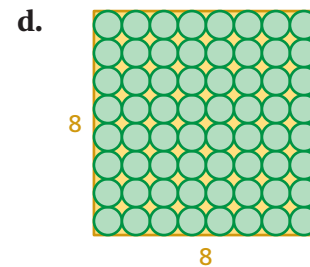
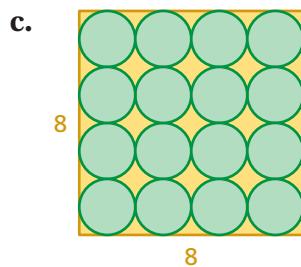
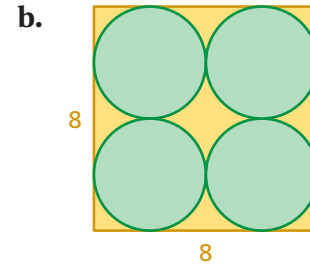
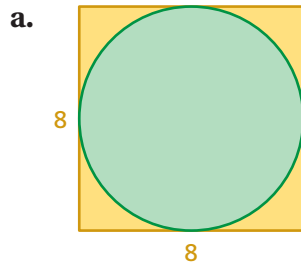
Work with a partner. The completed puzzle has an area of 150 square centimeters.

- Estimate the area of each puzzle piece.
- Check your work by adding the six areas. Why is this a check?



3 ACTIVITY: Filling a Square with Circles

Work with a partner. Which pattern fills more of the square with circles? Explain.



What Is Your Answer?

- IN YOUR OWN WORDS** How can you find the area of a composite figure?
- Summarize the area formulas for all the basic figures you have studied. Draw a single composite figure that has each type of basic figure. Label the dimensions and find the total area.

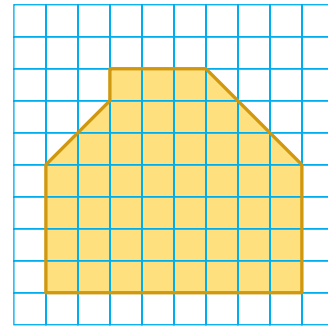
Practice

Use what you learned about areas of composite figures to complete Exercises 3–5 on page 264.

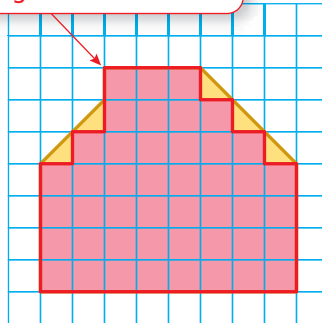
To find the area of a composite figure, split it up into figures with areas you know how to find. Then add the areas of those figures.

EXAMPLE 1 Finding an Area Using Grid Paper

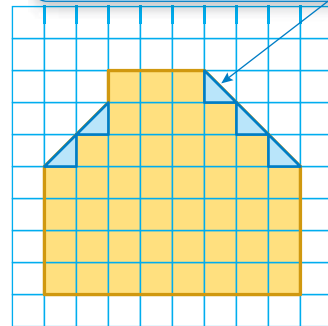
Each square on the grid paper is 1 square meter. Find the area of the yellow figure.



Count the number of squares that lie entirely in the figure. There are 45.



Count the number of half-squares in the figure. There are 5.



The area of a half-square is $1 \div 2 = 0.5$ square meter.

Area of 45 squares: $45 \times 1 = 45$ square meters

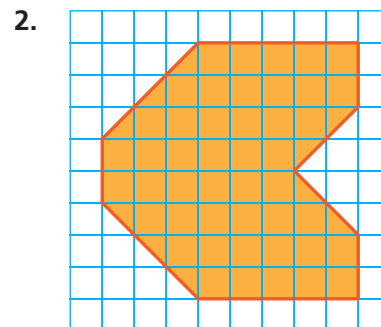
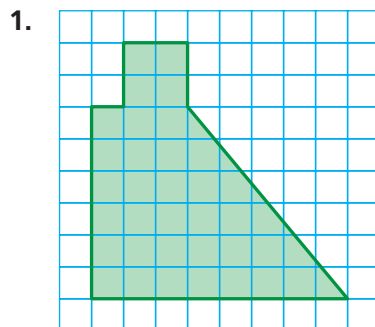
Area of 5 half-squares: $5 \times 0.5 = 2.5$ square meters

∴ So, the area is $45 + 2.5 = 47.5$ square meters.

On Your Own

Find the area of the shaded figure.

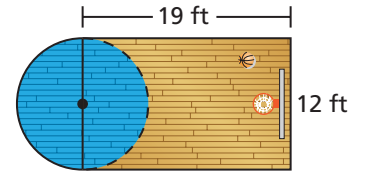
Now You're Ready
Exercises 3–8



EXAMPLE 2 Finding an Area

Find the area of the portion of the basketball court shown.

The figure is made up of a rectangle and a semicircle. Find the area of each figure.



Area of rectangle

$$\begin{aligned} A &= \ell w \\ &= (19)(12) \\ &= 228 \end{aligned}$$

Area of semicircle

$$\begin{aligned} A &= \frac{\pi r^2}{2} \\ &\approx \frac{3.14 \cdot (6)^2}{2} \\ &= 56.52 \end{aligned}$$

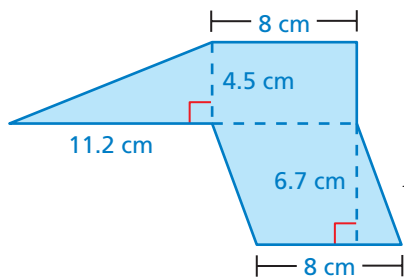
The semicircle has a radius of $\frac{12}{2} = 6$ feet.

So, the area is about $228 + 56.52 = 284.52$ square feet.

EXAMPLE 3 Finding an Area

Find the area of the figure.

The figure is made up of a triangle, a rectangle, and a parallelogram. Find the area of each figure.



Area of triangle

$$\begin{aligned} A &= \frac{1}{2}bh \\ &= \frac{1}{2}(11.2)(4.5) \\ &= 25.2 \end{aligned}$$

Area of rectangle

$$\begin{aligned} A &= \ell w \\ &= (8)(4.5) \\ &= 36 \end{aligned}$$

Area of parallelogram

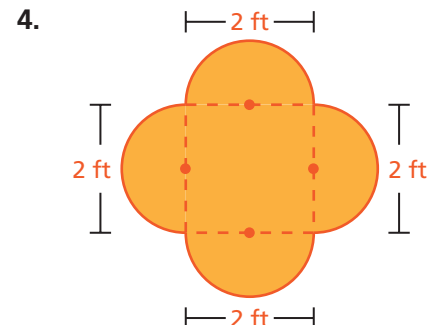
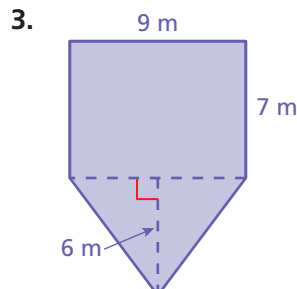
$$\begin{aligned} A &= bh \\ &= (8)(6.7) \\ &= 53.6 \end{aligned}$$

So, the area is $25.2 + 36 + 53.6 = 114.8$ square centimeters.

On Your Own

Find the area of the figure.

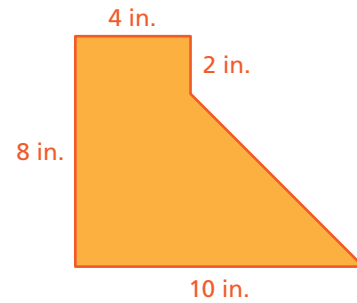
Now You're Ready
Exercises 9 and 10



6.4 Exercises

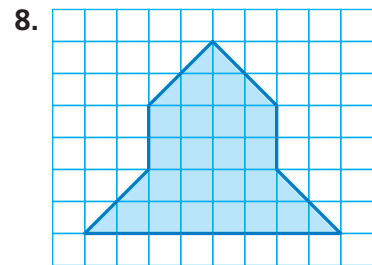
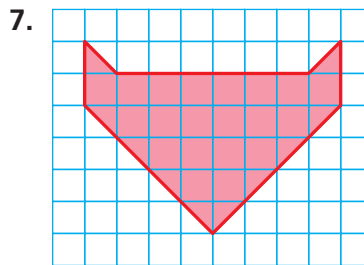
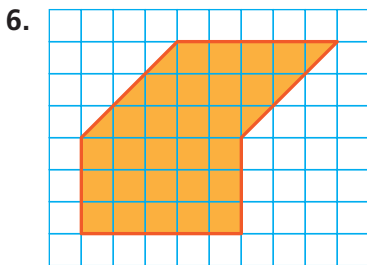
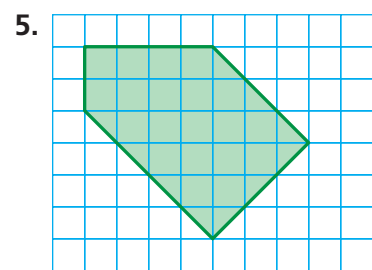
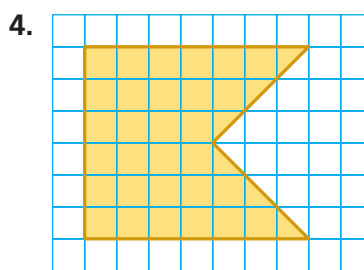

Vocabulary and Concept Check

- REASONING** Describe two different ways to find the area of the figure. Name the types of figures you used and the dimensions of each.
- REASONING** Draw a trapezoid. Suppose you can't remember the formula for the area of a trapezoid. Explain how you can think of the trapezoid as a composite figure to find its area.

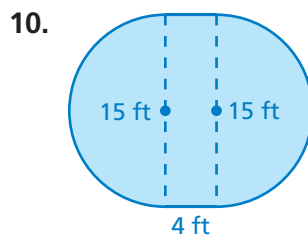
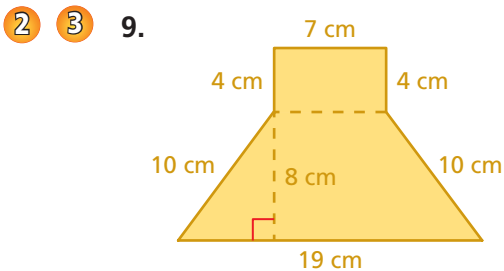


Practice and Problem Solving

Each square on the grid paper is 1 square inch. Find the area of the figure.



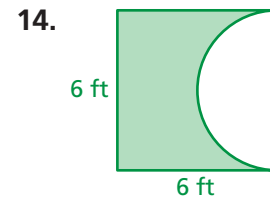
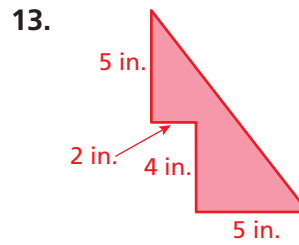
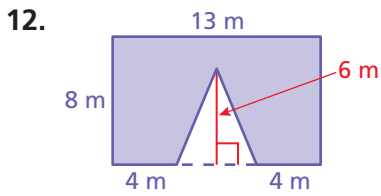
Find the area of the figure.



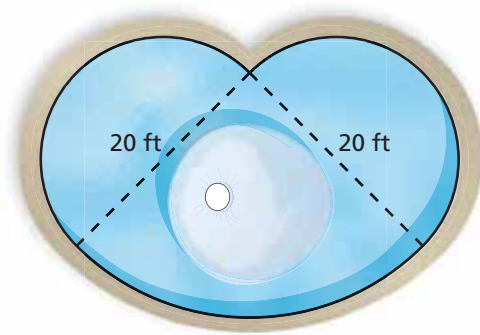
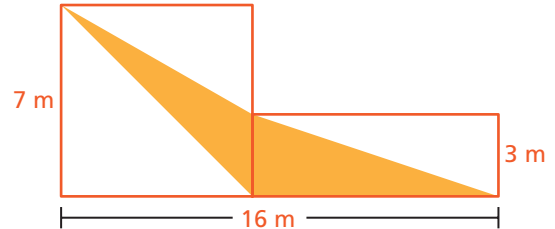
11. **OPEN-ENDED** Trace your hand and your foot on grid paper. Then estimate the area of each. Which one has the greater area?



Find the area of the figure.

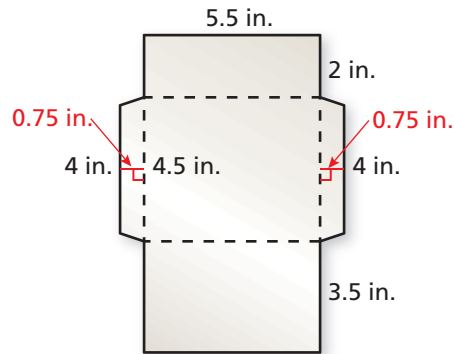
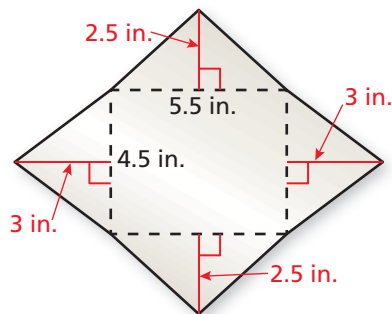


15. **AREA** The figure is made up of a square and a rectangle. Find the area of the shaded region.



16. **FOUNTAIN** The fountain is made up of two semicircles and a quarter circle. Find the perimeter and area of the fountain.

17. **Critical Thinking** You are deciding on two different designs for envelopes.



- Which design has the greater area?
- You make 500 envelopes using the design with the greater area. Using the same amount of paper, how many more envelopes can you make with the other design?



Fair Game Review What you learned in previous grades & lessons

Write the phrase as an expression.

- 12 less than a number x
19. a number y divided by 6
20. a number b increased by 3
21. the product of 7 and a number w
22. **MULTIPLE CHOICE** What is 0.02% of 50?

- (A) 0.01 (B) 0.1 (C) 1 (D) 100